

AC PV Inverter Series Filters

FT330FW Series

Introduction

- Rated current: 1A~2000A
- Stud or terminal block optional (≥ 250A it is copper bar)
- Could be customized according to the real interference situation of customer's working field



Features and Benefits

- Prevention of the electromagnetic interference of inverter towards controller and solar panel.
- Prevention of the electromagnetic interference of inverter towards other grid-tied equipments.
- Effectively get rid of the electromagnetic pollution of inverter output current, guarantee the grid power quality.
- Effectively eliminate the negative influence of radiated interference of solar panel towards inverter and controller.
- Greatly improve system reliability and effectiveness.
- 600VDC, 1200VDC or above high voltage versions available upon request.
- Strict temperature rise control and much better performance than actually required assure product reliability even under special working conditions.

Typical Applications

 PV inverters

 Other electronic equipment comprising inverters

 High power frequency conversion device

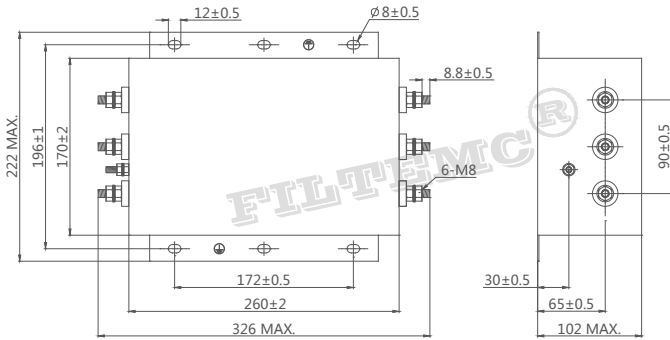
Technical Data

Rated Voltage: VR	250/440VAC
Operating Frequency: FR	50/60Hz
Rated Current: IR	1~2000A@40 °C
Test Voltage: Vtest	2250VDC, 3S(line-line); 2700VDC, 3S(line-ground)
Climatic Category (IEC 60068-1)	25/085/21(-25 °C/+85 °C Damp heat test for 21 days)

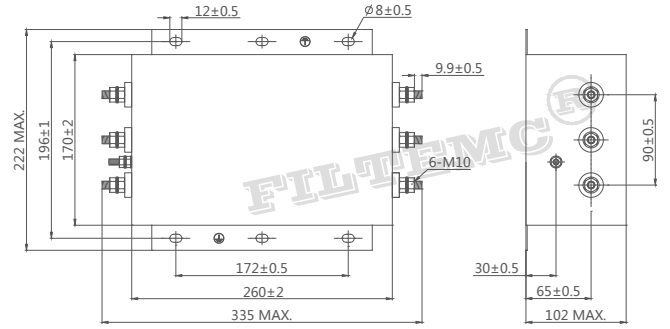
Tabulates

Part No.	Rated Current [A]	Leakage Current [mA] 250VAC/50Hz @20 °C	Terminals		Weight [g]
			-S	-C	
FT330FW-80	80	< 50.0	M8	---	6600
FT330FW-150	150	< 50.0	M10	---	7000
FT330FW-400	400	< 50.0	---	○	14000
FT330FW-630	630	< 50.0	---	○	21000
FT330FW-1000	1000	< 80.0	---	○	22000


Outline Drawing and Dimensions (mm)




FT330FW-80



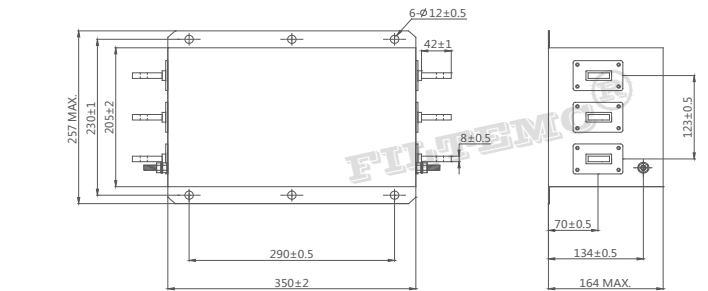
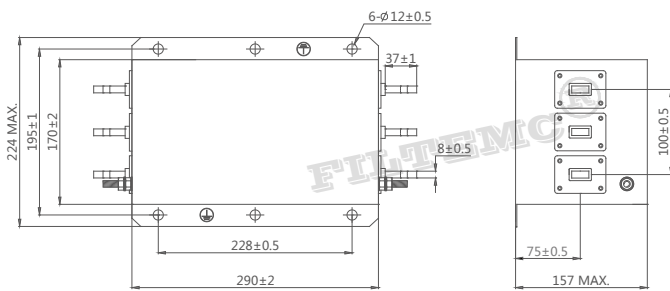
FT330FW-150



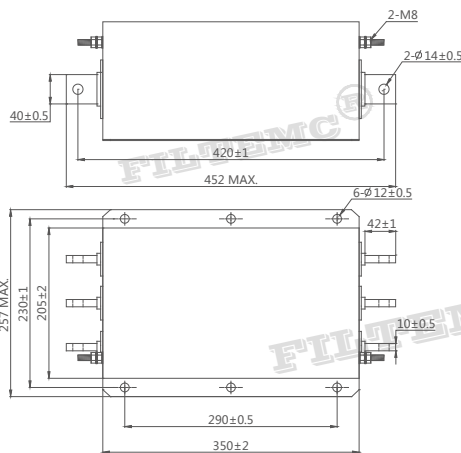
FT330FW-400



FT330FW-630



FT330FW-1000



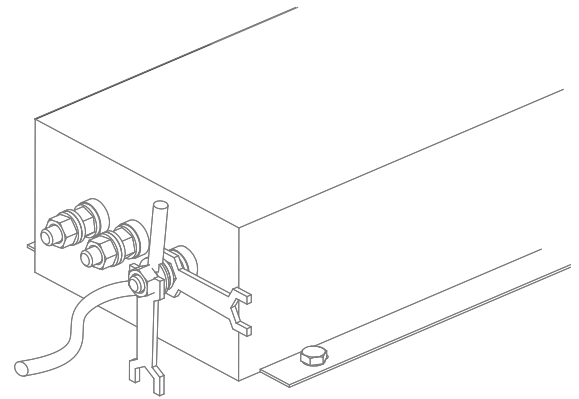
Important Notes on EMI Filter Application

1. Storage of EMI Filters:

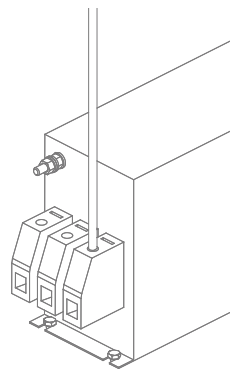
EMI filters mustn't be left out in the heat of the sun or exposed to the rain, it should be stored in warehouse with good ventilation, surrounding temperature between -30°C and $+65^{\circ}\text{C}$, the highest relative air humidity lower than 90%, and no corrosive liquid or gas.

2. Installation of EMI Filters:

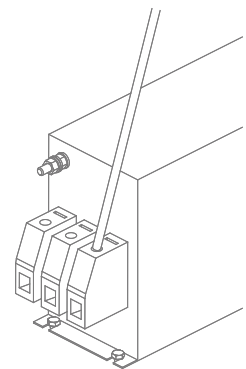
- EMI filters should be installed at power input, and the line inside the chassis be as short as possible to reduce radiated interference.
- Both input and output lines of EMI filters neither be intersected nor be tied up by string.
- Make sure the mounting flange fully grounded, and keep the ground cable as short as possible if filters are connected to other equipment.
- If the terminal is stud, please use two spanners to fasten the screw nut when connecting to avoid stud rotating and thus causing changes to the internal circuit and consequently leading to filters arcing, short circuit, broken down or the filtering effect worsened. First use spanner1 to fix the screw nut near the metal case, then use spanner2 to tighten the screw nut in front(shown as Figure1), otherwise the terminals may be damaged. Apply the same for the connection of other phases.
- Keep the tools fastening the stud be vertical to the metal case of filter when installing terminal block filters (shown as Figure2), must not tilt(shown as Figure3), otherwise the terminal blocks may be damaged.



(Figure1)



(Figure2)



(Figure3)

3. Reminding and Warning:

Please read all the safety warnings and instructions before installing filters and putting them into use:

- Don't take terminals as supporting point when moving filters to avoid the terminals distortion, loosening or broken.
- The protective earth connections shall be the first to be made when the EMC filter is installed and the last to be disconnected.
- Filters generate leakage current, please make sure they are well grounded before putting into operation.
- If the rated current is higher than 50A, we recommend grounding by the earth terminals but not only through the metal case of filters.
- Danger of electric shock: EMC filters contain components that store an electric charge. Dangerous voltages can continue to exist at the filter terminals for longer than five minutes even after the power has been switched off.
- The working conditions of EMI filter should comply with the technical parameters stated on the label, over voltage or overload could cause damage to filters. It is suggested to take proper over current protection measures.
- Current drop occurs when the surrounding temperature rises, fail to follow the current drop requirement may lead to impermissible exceeding of the component temperature, as a result the service life of filters will be shortened after long time running.

Service and Support

Contact information of Tech. Dept.:

T: 0086-531-58622887

F: 0086-531-58622899

E: filtemc@filtemc.com

A: Building 20, Xinmao Qilu Science and Technology City, No. 1 Zidong Road, Tianqiao District, Jinan 250119, China

Contact information of Sales:

T: 0086-531-58622888

F: 0086-531-58622886

E: filter@filtemc.com

Skype: Lisawong2016@hotmail.com

Web.: www.filtemc.com

